


ATTACHMENT

REMOTE CONTROLLED PRODUCTIVITY

BL1/RCU

Forestry mulcher with Bite Limiter technology

High productivity and durability are key features of the BL1/RCU forestry mulcher with Bite Limiter rotor, which can mulch vegetation up to 12 cm diameter.



SCL/RCU


Stump cutter with disc rotor

The SCL/RCU can shred large stumps and roots up to 50 cm deep. Lateral oscillation with proportional hydraulic control makes it possible to work on a large area without moving the vehicle.

MODEL	BL1/RCU55-125	SCL/RCU55
Head type	Mulcher	Stump cutter
Working width (mm)	1240	850
Total width (mm)	1490	1120
Weight (Kg)	580	330
Rotor diameter (mm)	310	-
Disco rotor diameter (mm)	-	570
Max shredding diameter (mm)	120	350
Disc rotor width (mm)	-	107
Max. working depth (mm)	-	450
No. blades type BL/MINI	24	-
No. teeth type C/3/MINI	24	-
No. teeth type L/1+L/2	-	15+15

Data refers to machine as standard set-up. Options may have reflects on weights and dimensions. The technical data in this catalogue may be altered without prior notice.

ROTOR TYPE BL1/RCU



BLADE BL/MINI (standard)

TOOTH C/3/MINI (option)

ROTOR TYPE SCL/RCU55



TOOTH L/1 (standard)

TOOTH L/2 (standard)

01 Robust

Structural steel frame.
Integrated and protected components.

02 Agile

Works on sloping terrain up to 55°.
Full counter-rotating.

03 Bite Limiter

Available on the BL1/RCU forestry mulcher with Bite Limiter technology.

04 High-tech

Integrated system of electronic control units and sensors for maximum performance at all times.

05 Professional

The result of FAE's experience designing PT and Demining tracked carriers.



LAND CLEARING
RCU-55




fae-group.com

REMOTE CONTROLLED TRACKED CARRIERS


RCU-55

Working in hard-to-reach areas or steeply sloping terrain requires special equipment that ensures user safety and operating efficiency. The RCU-55 is a compact, remote controlled tracked carrier that is the result of merging FAE's extensive experience in designing tracked carriers for the PT series and remote-control systems for the vehicles in our Demining line. The RCU-55 is designed for green area's maintenance work both in the forestry and road sectors. Its versatility makes it well suited for working in hilly and wooded areas, near railroad tracks, power lines, gas and oil pipelines, gardens, and near roads, highways, canals, rivers and lakes.



APPLICATIONS:
 Forestry maintenance
 Plantation and crop maintenance
 Canals, rivers, ponds overgrowth cleanup
 Power lines, oil & gas, R.O.W. maintenance
 Roadside and railway vegetation maintenance

DIMENSION



A Overall length without attachment 2556 mm
B Transport length with BL1/RCU attachment on ground 3605 mm

C Max height 1448 mm
D Overall track width 1450 - 1750 mm
E See attachments table

COMPACT, REMOTE CONTROLLED TRACKED CARRIER FOR FORESTRY, AGRICULTURAL AND MUNICIPAL WORK

RCU-55

The RCU-55 is FAE's compact tracked carrier that can mulch vegetation up to 12 cm diameter with the BL1/RCU mulcher head, and small shrubs and vegetation up to 5 cm diameter with the PML/RCU mulcher head. It is equipped with a 56-hp Kohler engine. The RCU-55 can work on steep slopes up to 55°. The heavy-duty undercarriage features a hydraulic variable track system

with independent undercarriage frames for maximum stability on steep terrain. The high-profile rubber tracks combined with the undercarriage's triple-flange style oscillating rollers system provides unbeatable traction. The dual hydrostatic transmission makes it easier to manage traction and the attachment.

SELF-CLEANING RADIATOR

The aluminum radiator combined with anti-clogging fins is paired with a proportional and reversible fan to keep the radiator clean and efficient at all times, consistently maintaining peak performance and reducing the need for upkeep.



EFFICIENT AND RELIABLE TRANSMISSION

Electronically controlled piston pumps combined with a dedicated electronic control unit provide an integrated technological system. The result is high performance and long-term reliability, as well as simple and intuitive operation.



HEAVY DUTY UNDERCARRIAGE

Hydraulic variable track system with independent undercarriage frames and an automatic tensioning system built to work in the toughest conditions, thanks to a rubber tracks structure, oscillating roller system and triple-flange idlers.



PROFESSIONAL REMOTE CONTROL

The ergonomic remote control with a large 3.5" display makes it easy to manage all vehicle and attachment functions. Customizable function keys. 2.4 GHz transmission frequency.

STANDARD EQUIPMENT

Engine KOHLER KDI 1903 turbocharged and after-cooled	High profile rubber tracks and bogie rollers system
After-treatment system DOC (RCU-55 TIER 4F) After-treatment system DOC/DPF (RCU-55 STAGE V)	Combined aluminum cooler anti-clogging fins style
Hydrostatic tracks transmission	Proportional and reversible fan system with hydraulic control
Hydrostatic attachments transmission	Ergonomic joysticks controls
Auxiliary hydraulic circuit for attachments	LCD color 3.5" display on remote control unit
Load Control function	Double remote-control batteries and on board battery charger
Tilting attachment plate with quick coupling	LCD color 7" display on board
Independent hydraulic variable track system	LED working lights
Floating function	



56 hp



Ø 12 cm max



TECHNICAL DATA

TIER 4 FINAL / STAGE V

Engine Gross Power	56 hp
Engine Emission	U.S. EPA Tier 4 Final - EU Stage V
Closed Loop	Max Flow 75 L/min - Max Pressure 290 bar
Open Loop	AUX 1 Max Flow 17 L/min - Max Pressure 210 bar
	AUX 2 Max Flow 17 L/min - Max Pressure 210 bar
	AUX 3 Max Flow 27 L/min - Max Pressure 210 bar
Lifting capacity	Max 600 Kg @ center of gravity position: Height 350 mm from the ground level / Length 400 mm from the attachment plate / Width on RCU central axis
Hydraulic Oil Tank Capacity	41 L
Fuel Tank Capacity	42 L
Rubber Track	72 Pitch - 250 mm width - High profile
Lower Rollers	5 + 5 HD style - Triple flange - Bogie sys (4 + 4)
Front Idler / Tensioning Group	Triple flange - Automatic tensioning system
Voltage	12 volt
Max forward speed	8 Km/h
Max reverse speed	8 Km/h
Gradeability	55° - All directions
Operating weight	2400 Kg (std equipment, std rubber track)
Ground Pressure	0,37 Kg/cm ² (std equipment / std rubber track / BL1/RCU-125)

Data refers to machine as standard set-up. Options may have reflects on weights and dimensions. The technical data in this catalogue may be altered without prior notice.